

OLS500S-B2016 Solar Powered Low Intensity Obstruction Light

•Peaking intensity >500cd



OVERVIEW

OLS500S-B2016 is a solar powered low intensity flashing obstruction light. Its peak intensity is over 500cd.

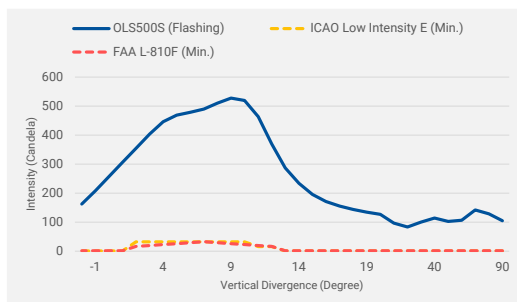
A 20W solar panel attached to OLS500S-B2016's light body is angle-adjustable from 9 to 60 degrees. It enables OLS500S to adapt to different latitudes and collect as much solar energy as possible. Embedded MPPT (Maximized Power Point Tracking) microcontroller maximizes solar power output.

Incorporated SBM (Smart Battery Management) program reduces energy consumption. By detecting ambient solar irradiance, OLS500S can self-adjust LED outputs for extending autonomy. It also protects the VRLA battery pack from over-charging and over-discharging.

Same optical design as FS810, OLS500S's LED head is deployed with 16 units of ultra-bright OSRAM LEDs. REDDOT novel convex lens optimizes photometric performance. An optional GPS function allows OLS500S units with GPS module to flash synchronously.

In a typical off-grid communication tower or a transmission tower, one OLS500S on top and 2-4 PL10S/PL32S on middle mark the profile of the structure.

COMPLIANCE



FEATURES

- 16 pcs of ultra-bright OSRAM LEDs, reliable light source ensures long lifespan
- Peak intensity>500cd
- 20W Solar panel inclination angle adjustable, range: 9-60 degree
- Integrated MPPT (Maximized Power Point Tracking) for maximizing sunlight collection
- Integrated SBM (Smart Battery Management) for saving energy to extend autonomy
- Novel convex lens provides excellent light distribution
- High-grade VRLA battery provides long lifetime
- Autonomy up to 7 days once fully charged during insufficient sunlight days
- Protective vent for expelling battery gas and reducing condensation
- Automatically off if continue working 18 hours
- IP67 ON-OFF switch for protecting the battery from over-discharging
- GE polycarbonate lenses, UV-stabilized
- Aluminum base with powder painted, corrosion-resistant
- IP67 waterproof protection, silicon gasket enhanced
- Excellent shock and vibration resistant
- A handle on the light shoulder makes carrying and lifting easier for deployment
- NVG compatible with IR LEDs or Red/IR dual LEDs available
- GPS available for synchronizing flash

APPLICATIONS

- Telecommunication Tower
- TV/Radio Tower
- Transmission Tower
- High-rise building
- Industrial Chimney & Cooling Tower
- Tower Crane
- Bridge
- Wind turbine
- Airfield & helipad
- Storage tank & Water tower
- Oil & Gas offshore platform



SPECIFICATIONS

Item		OLS500S-B2016 Specifications
LIGHT OUTPUT	Effective Intensity	peak>500cd
	Vertical beam	>10°
	Horizontal Spread	360°
	Light Source	OSRAM LEDs
	LED Color	Red (for obstruction). White, yellow, green and blue are available for other applications
	LED Lifespan	100,000 Hours
OPERATION	Flash Pattern	20-60FPM (40FPM as default)
	Autonomy ^(Note1)	Up to 7 days
	Suitable areas ^(Note2)	PSH≥4
	ON&OFF Level	70/100Lux
POWER SUPPLY	Solar Panel Type	Solar Module, Mono-Crystalline Silicon
	Solar Panel Efficiency	15%
	Solar Panel Power	20W
	Battery type	VRLA battery
	Battery Capacity	12V/16 Ah
	Battery Replaceability	Yes, replaceable
MECHANICAL STRUCTURE	Lens	Polycarbonate, UV Stabilized
	Body	Aviation yellow powder-coated extruding aluminum
	Mounting	Four Φ16*25 slot holes on 200mm bottom PCD
	Net Weight	14KG
	Overall Dimension (W*H) ^(Note3)	452mm * 345mm
	Light body Dimension (W*H) ^(Note4)	235mm * 345mm
	Protection	IP67
	Operation Temperature	-40°C~+55°C
	Operation Humidity	0-95% RH non-condensing
	Wind resistance	Max.240kph
OTHERS	Optional	•GPS •Zigbee Wireless Monitoring •NVG compatible with IR LEDs
	Warranty	•5 years for light •2 years for battery •10 years for PV

Notes: 1) The days of autonomy indicated in the specs table is once fully charges, how many days the solar light can run during cloudy/rainy days (12 working hours/day), without optional functions.

2) PSH is the abbreviation of Peak Sun Hours which reflects solar radiation. 1 Peak Sun Hour = 1000 W/m² of sunlight. The PSH given in the table is a yearly average value. The more PSH value is, the more solar energy potential is. As PSH value varies in different month, please consult REDDOT to select the safest solar obstruction light.

3) Overall dimension is measured when solar panel is attached to the light body, solar panel is extended to the maximum inclination angle.

4) Light body dimension is measured without solar panel attached.

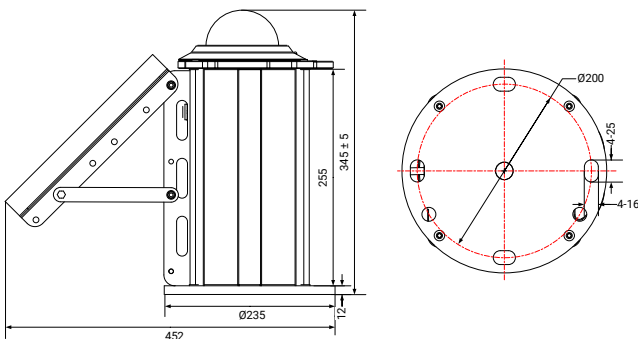
ORDERING CODE

Main P/N	Flashing	NVG Compatible	GPS	Zigbee Wireless Monitoring ^(Note)
OLS500S-B2016	F (Flashing)	[Blank] (Only red LEDs) NVG (IR LEDs) RED-NVG (dual Red/IR LEDs)	[Blank] (without GPS) GPS (with GPS)	[Blank] (without Zigbee module) ZB (with Zigbee module)

Notes: CTRW wireless monitoring box is needed to receive signals from solar lights with Zigbee modules.

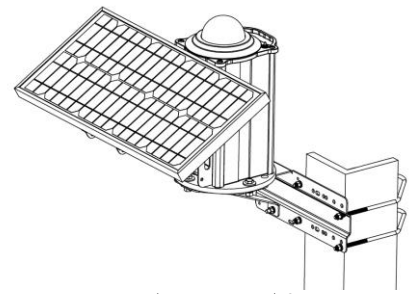
E.g: OLS500S-F-B2016-GPS = Solar powered low intensity obstruction light, red flashing>500cd, with 20W PV 12V16Ah battery, with GPS sync

DIMENSIONS



MOUNTING

U-bolt mounting



AMP30150S bracket (U-bolt holders) for dia.30-150mm angular/tubular structures

